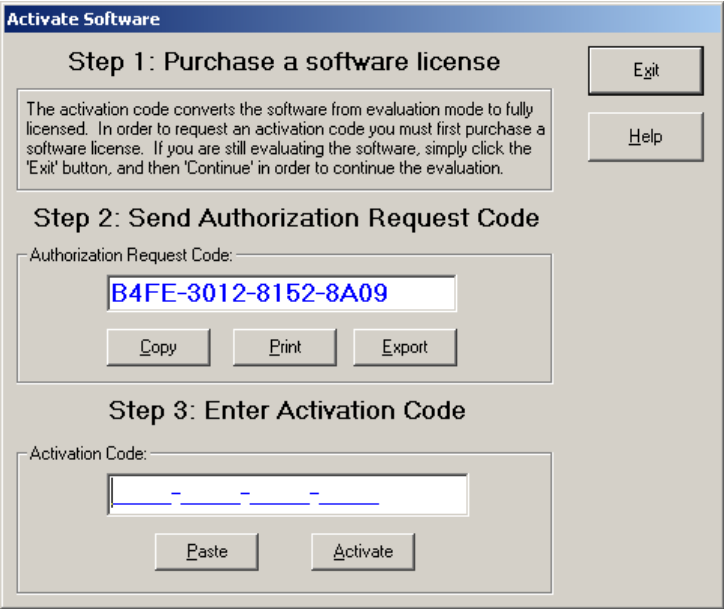
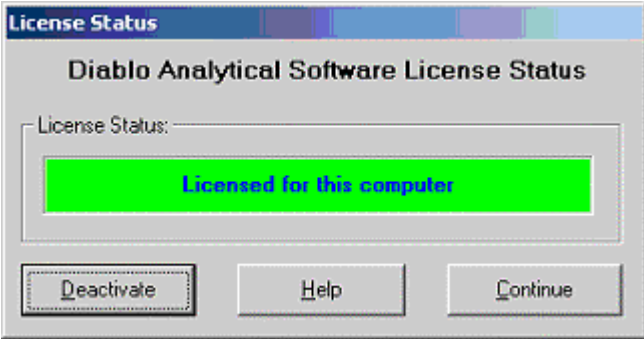


Software License Guide



Diablo Analytical Software License Guide

Copyright 2005-2006, Diablo Analytical, Inc. All rights reserved.

This software and documentation are copyrighted by Diablo Analytical, Inc. All other brands or product names are trademarks or registered trademarks of their respective owners.

Diablo Analytical, Inc.

P.O. Box 5889
Concord, CA 94524

Phone: 925-609-1150
Fax: 925-609-9360

E-mail: support@diabloanalytical.com
Home Page: www.diabloanalytical.com

Manual Revision 1.0.1

DIABLO ANALYTICAL, INC. SOFTWARE LICENSE AGREEMENT AND LIMITED WARRANTY

LICENSE AGREEMENT

IMPORTANT: Please carefully read the License Agreement below before installing the software. The right to use this software product is sold only on the condition that the customer agrees to the following license. **INSTALLING THE SOFTWARE INDICATES YOUR ACCEPTANCE OF THESE TERMS AND CONDITIONS.**

In return for payment of the one-time license fee for this software product, Customer receives from Diablo Analytical, Inc. (Diablo) a license to use the product subject to the following terms and conditions:

Use: The product may be used one computer or workstation. A separate license agreement and fee is required for each additional computer or workstation on which the product is used. Customer may not reverse assemble, decompile, or modify the software.

Copies: The software product may not be duplicated or copied except for archive purposes, program error verification, or to replace defective media, and all copies made must bear the copyright notices contained in the original.

Ownership: Purchase of this license does not transfer any right, title or interest in the software product to Customer except as specifically set forth in this License Agreement. Customer is on notice that the software product is protected under copyright laws.

Transfer of Rights: This license and the software product may be transferred to a third party, with prior written consent from Diablo, provided the third party agrees to all the terms of this License Agreement and the Customer does not retain any copies of the software product.

Sublicensing and Distribution: Customer may not sublicense the software or distribute copies of the software to the public in physical media or by telecommunication without the prior written consent of Diablo.

Termination: Diablo reserves the right to terminate this license upon breach. In event of termination, Customer will either return all copies of the product to Diablo, or with Diablo's prior consent, provide Diablo with a certificate of destruction of all copies.

Updates and Upgrades: Customer agrees that the software does not include updates and upgrades which may be available from Diablo in a separate support agreement.

Export Restrictions: Customer agrees not to export or re-export the software or any copy in violation of the U.S. Export Administration regulations or other applicable regulation.

LIMITED WARRANTY

Limited Warranty: Diablo warrants that the original disks are free from defects for 90 days from the date of delivery of the software.

No Other Warranties: To the maximum extent permitted by applicable law, Diablo expressly disclaims any warranty for the software product. The software product and any related documentation is provided "as is" without warranty of any kind, either express or implied, including, without limitation, the implied warranties or merchantability of fitness for a particular purpose. The entire risk arising out of use or performance of the software product remains with the customer.

Limitation of Liability and Customer Remedies: Diablo's entire liability and the customer's exclusive remedy under this license agreement shall be, at Diablo's option, either (a) return of the price paid for the software or (b) replacement of the software that does not meet Diablo's Limited Warranty and which is returned to Diablo with a copy of the customer's receipt. Any replacement software will be warranted for the remainder of the original warranty period, or 30 days, whichever is longer. These remedies are not available outside the United States of America.

No Liability for Consequential Damages: To the maximum extent permitted by applicable law, in no event shall Diablo be liable for any damages whatsoever (including, without limitation, damages for loss of business profit, business interruption, loss of business information, or any other pecuniary loss) arising out of the use or inability to use the product, even if Diablo has been advised of the possibility of such damages. Because some states/jurisdictions do not allow the exclusion or limitation of liability for consequential or incidental damages, the above limitation may not apply to you.

Contents

- Software License Status** **1**
- Overview 1
- Important License Notes..... 1
- Purchasing a Software License..... 1
- License Status 1
- Activating License 2
- Step 1: Purchase a Software License 3
- Step 2: Send Authorization Request Code..... 3
- Step 3: Enter Activation Code 4
- Deactivating License 5

- Index** **7**

Software License Status

Overview

This software from Diablo Analytical, Inc. is distributed as a 30-day trial version to allow you to evaluate the software before purchasing. At the end of the 30-day trial period, the software will no longer start until you purchase a software license and enter a special activation code that will be sent to you.

Important License Notes

This software is licensed to run on a single computer. The Activation Code you will receive after purchasing a software license will only activate the software on the computer from which you sent us the Authorization Request Code.

Purchasing a Software License

Software Licenses may be purchased directly from Diablo Analytical, Inc. or one of our distributors.

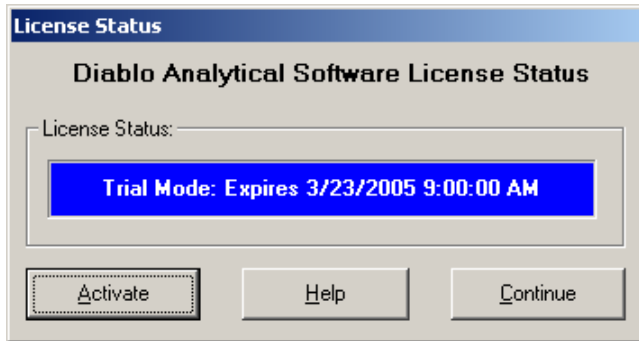
Diablo Analytical, Inc.
P.O. Box 5889
Concord, CA 94524

Phone: 925-609-1150
Fax: 925-609-9360

E-mail: sales@diabloanalytical.com
Web: <http://www.diabloanalytical.com>

License Status

When you start a trial version of the software, you will first be presented with the License Status Dialog box. If the trial has not expired, simply press the "Continue" button to continue to the software application.



Software License Status Dialog: Trial Mode

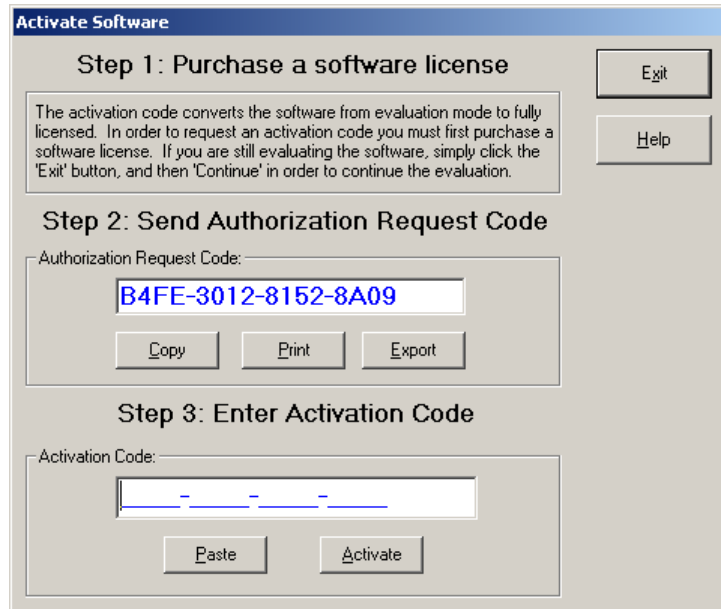
Software License Modes:

License Mode	Description
Trial Mode	The software is currently running in "Trial Mode", which will expire on the indicated date. The software is fully functional.
Trial Mode Expired	The trial period has expired. In order to run the software you will have to purchase a software license and enter an activation code.
Licensed for this Computer	You have purchased a software license and have successfully activated the software. You will no longer see the "License Status" dialog when you start the software.
License Deactivated	You have deactivated the software on this computer. This was most likely done in order for you to transfer the software license to another computer. In order to reactivate the software you will need to purchase another software license for this computer.

Activating License

In order to activate the software, you will first need to purchase a software license directly from Diablo Analytical, Inc or from one of our distributors. Once you have purchased the license, you must take the following steps to convert the software license from trial mode to fully licensed.

Press the "Activate" button on the "License Status" dialog box that is displayed when you start the software.



Software Activation Dialog

Step 1: Purchase a Software License

In order to request an activation code to unlock the software, you must first purchase a software license for each computer on which you need to run the software.

Step 2: Send Authorization Request Code

After purchasing a software license you must send the Authorization Request Code(s) to Diablo Analytical, Inc. You can choose any one of the following three options to send us your request:

Important: Make sure to fill out the "Customer Information" section of the authorization request before sending the request to Diablo Analytical.

Copy to Clipboard: If you press the "Copy" button, the authorization request will be copied to the Windows Clipboard. You can paste the request into an e-mail message and then send the message to **sales@diabloanalytical.com**

Print Request Form: If you press the "Print" button, the authorization request will be printed. You can then fax request to **(925) 609-9360**.

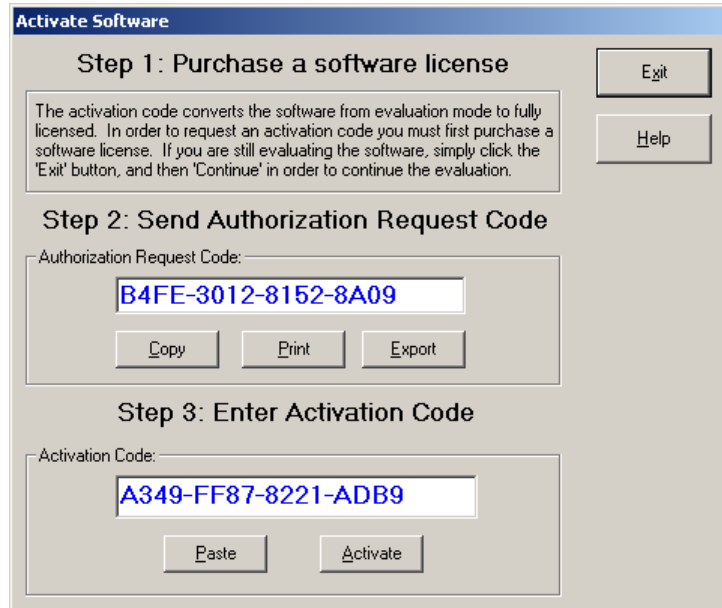
Export To Text File: If you press the "Export" button, a text file named, 'License_Authorization_Request.txt' will be created in the software product installation directory. You can attach this file to an e-mail message and send it to **sales@diabloanalytical.com**.

Important: Make sure to send the authorization request from the computer on which you will want to run the software permanently. Authorization Request codes and Activation Codes are computer specific.

Step 3: Enter Activation Code

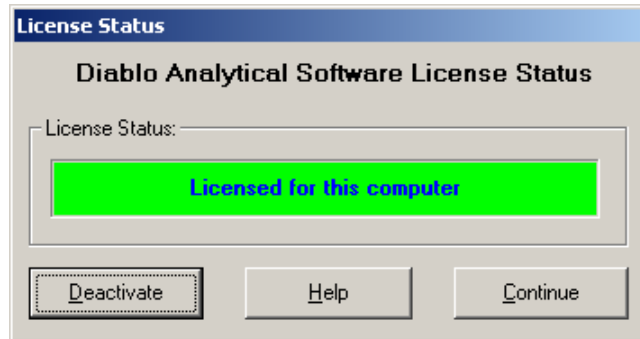
After receiving and approving your Authorization Request, we will send you an Activation code, preferably by return e-mail. The Activation Code is a 16-character code that contains only the numbers 0-9 and the letters A-F. Enter the code into the proper box on the "Activate Software" dialog and then press the "Activate" button.

For your convenience, if you copy the Activation Code to the Windows Clipboard from the e-mail message we send you, you can use the "Paste" button to paste it into the "Activation Code" text box.



Software Activation Dialog

If the Activation Code is accepted, your software will be immediately converted to "Licensed" mode:



Software License Dialog: Licensed

If the Activation Code is not accepted, please first confirm that:

1. You entered the Activation Code *exactly* as it was sent to you
2. You are entering the Activation Code onto the same computer that generated the Authorization Request.

3. That the Authorization Request Code that you sent us matches the Authorization Request Code listed in the "Activate Software" dialog box.

If you are still unable to activate the software, contact Diablo Analytical Technical Support:

Phone: 925-609-1150

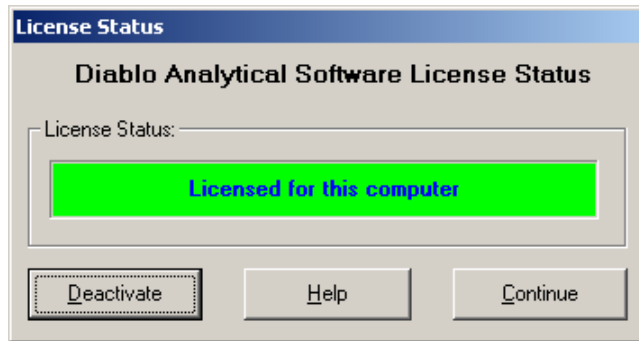
E-mail: support@diabloanalytical.com

Help Desk: <http://www.diabloanalytical.com/support.htm>

Deactivating License

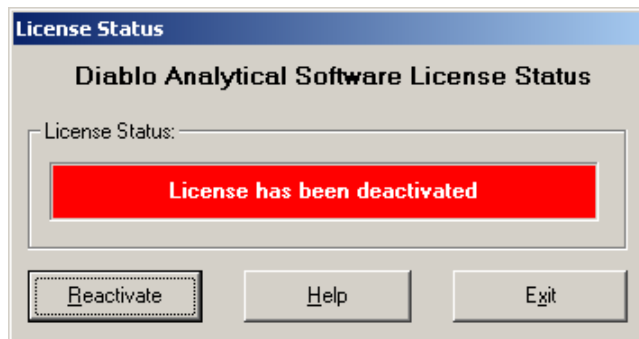
If you ever want to transfer a software license to another computer, you must first deactivate the software by pressing the "Deactivate" button on the "License Status" dialog box.

Important: The only way to reactivate the software is to purchase another software license. Consequently, you should only deactivate the software if you intend to install it permanently on a different computer.



Software License Dialog: Licensed

After deactivating the software, a Deactivation Confirmation Code will be saved to the file 'DEACTIVATION_LOG.TXT'. You will need to send us that deactivation code along with the Authorization Request Code from the computer to which you will be transferring the software license in order for us to send you a new Activation Code.



Software License Dialog: Deactivated

Important: Once you have deactivated the software, you will be unable to start the software application.

Index

A

Activating License 2

D

Deactivating License 5

I

Important License Notes 1

L

License Status 1

O

Overview 1

P

Purchasing a Software License 1