

# Software License Manual

MPValve 5.0 License Status

License Status:

**License is Valid**

License Details:

Serial Number: MP5210917001  
SerialCode: PPNKF-RTUMV-74CU1-WKRYJ-VP15K-8UWSS-9

Exit

Activate License

Deactivate

Help

Diablo MS MPValve 5.0  
**Software License Manual**

Copyright 2021, Diablo Analytical, Inc. All rights reserved.

This software and documentation are copyrighted by Diablo Analytical, Inc. All other brands or product names are trademarks or registered trademarks of their respective owners.

***Diablo Analytical, Inc.***

5141 Lone Tree Way  
Antioch, CA 94531

Phone: 925-755-1005

Fax: 925-755-1007

E-mail: [support@diabloanalytical.com](mailto:support@diabloanalytical.com)

Home Page: [www.diabloanalytical.com](http://www.diabloanalytical.com)

Manual Revision 20210924-1627

---

## DIABLO ANALYTICAL, INC. SOFTWARE LICENSE AGREEMENT AND LIMITED WARRANTY

### LICENSE AGREEMENT

**IMPORTANT:** Please carefully read the License Agreement below before installing the software. The right to use this software product is sold only on the condition that the customer agrees to the following license. **INSTALLING THE SOFTWARE INDICATES YOUR ACCEPTANCE OF THESE TERMS AND CONDITIONS.**

In return for payment of the one-time license fee for this software product, Customer receives from Diablo Analytical, Inc. (Diablo) a license to use the product subject to the following terms and conditions:

**Use:** The product may be used one computer or workstation. A separate license agreement and fee is required for each additional computer or workstation on which the product is used. Customer may not reverse assemble, decompile, or modify the software.

**Copies:** The software product may not be duplicated or copied except for archive purposes, program error verification, or to replace defective media, and all copies made must bear the copyright notices contained in the original.

**Ownership:** Purchase of this license does not transfer any right, title or interest in the software product to Customer except as specifically set forth in this License Agreement. Customer is on notice that the software product is protected under copyright laws.

**Transfer of Rights:** This license and the software product may be transferred to a third party, with prior written consent from Diablo, provided the third party agrees to all the terms of this License Agreement and the Customer does not retain any copies of the software product.

**Sublicensing and Distribution:** Customer may not sublicense the software or distribute copies of the software to the public in physical media or by telecommunication without the prior written consent of Diablo.

**Termination:** Diablo reserves the right to terminate this license upon breach. In event of termination, Customer will either return all copies of the product to Diablo, or with Diablo's prior consent, provide Diablo with a certificate of destruction of all copies.

**Updates and Upgrades:** Customer agrees that the software does not include updates and upgrades which may be available from Diablo in a separate support agreement.

**Export Restrictions:** Customer agrees not to export or re-export the software or any copy in violation of the U.S. Export Administration regulations or other applicable regulation.

### LIMITED WARRANTY

**Limited Warranty:** Diablo warrants that the original disks are free from defects for 90 days from the date of delivery of the software.

**No Other Warranties:** To the maximum extent permitted by applicable law, Diablo expressly disclaims any warranty for the software product. The software product and any related documentation is provided "as is" without warranty of any kind, either express or implied, including, without limitation, the implied warranties or merchantability of fitness for a particular purpose. The entire risk arising out of use or performance of the software product remains with the customer.

**Limitation of Liability and Customer Remedies:** Diablo's entire liability and the customer's exclusive remedy under this license agreement shall be, at Diablo's option, either (a) return of the price paid for the software or (b) replacement of the software that does not meet Diablo's Limited Warranty and which is returned to Diablo with a copy of the customer's receipt. Any replacement software will be warranted for the remainder of the original warranty period, or 30 days, whichever is longer. These remedies are not available outside the United States of America.

---

No Liability for Consequential Damages: To the maximum extent permitted by applicable law, in no event shall Diablo be liable for any damages whatsoever (including, without limitation, damages for loss of business profit, business interruption, loss of business information, or any other pecuniary loss) arising out of the use or inability to use the product, even if Diablo has been advised of the possibility of such damages. Because some states/jurisdictions do not allow the exclusion or limitation of liability for consequential or incidental damages, the above limitation may not apply to you.

---

# Contents

- MPValve 5.0 Software Licensing Guide** **1**
- License Overview ..... 1
- Purchasing a Software License ..... 1
  
- License Activation** **3**
- Trial License ..... 3
- Activate License ..... 3
- License Status Window ..... 4
- Manual Activation ..... 5
- Manual Activation by E-Mail ..... 6
- Manual Activation using License Server ..... 6
- Apply Machine Locked License Code ..... 8
- Transfer License to a New Computer ..... 9
- Deactivate License ..... 9
- Manual Deactivation ..... 11
- Unable to Deactivate ..... 11
  
- Index** **13**



# MPValve 5.0 Software Licensing Guide

---

## License Overview

This software from Diablo Analytical, Inc. is distributed as a fully functional, 30-day trial version to allow you to evaluate the software before purchasing. When the trial period expires, you will no longer be able to start a run. To restore full functionality, you must purchase a license and then activate the software.

This software is licensed to run on a single computer. Once the software has been activated on a particular computer, you will be unable to use your Serial Code to activate the software on another computer unless it is deactivated first.

The screenshot shows a software interface titled "MPValve 5.0 License Status". It features a green status bar indicating "License is Valid". Below this, the "License Details" section lists the "Serial Number: MP5210917001" and "SerialCode: PPNKF-RTUMV-74CU1-WKRYJ-VP15K-8UWSS-9". To the right of the details are four buttons: "Exit", "Activate License", "Deactivate", and "Help".

MPValve 5.0 License Status	
License Status:	License is Valid
License Details:	Serial Number: MP5210917001 SerialCode: PPNKF-RTUMV-74CU1-WKRYJ-VP15K-8UWSS-9
	Exit
	Activate License
	Deactivate
	Help

## Purchasing a Software License

Software licenses may be purchased directly from Diablo Analytical, Inc. or one of our distributors.

### ***Diablo Analytical, Inc.***

5141 Lone Tree Way  
Antioch, CA 94531

Phone: (925) 755-1005

Fax: (925) 755-1007

E-mail: [sales@diabloanalytical.com](mailto:sales@diabloanalytical.com)

Web: <https://www.diabloanalytical.com>

Online Ordering:

<https://diabloanalytical.com/store/>



# License Activation

---

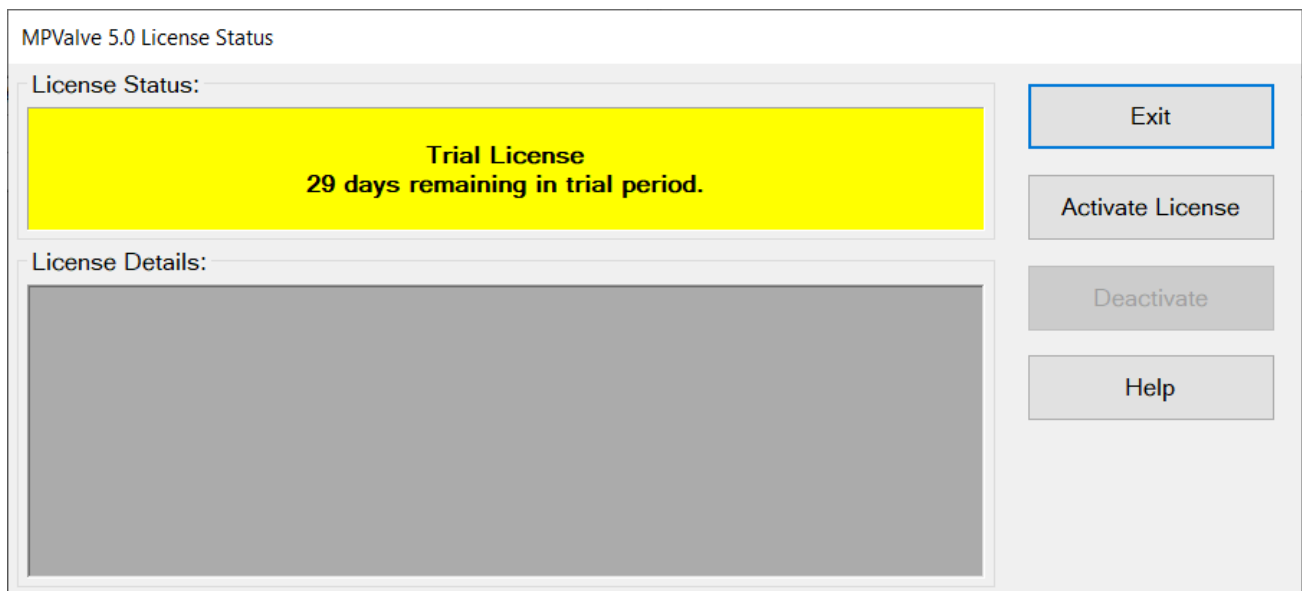
## Trial License

When you run MPValve 5.0 for the first time, you will have a trial license that allows you to use and evaluate the software for up to 30 days. The program is fully-functional during the trial period. When the trial period expires, you will no longer be able to change valve positions. To restore full functionality, you must purchase a license and then activate the software.

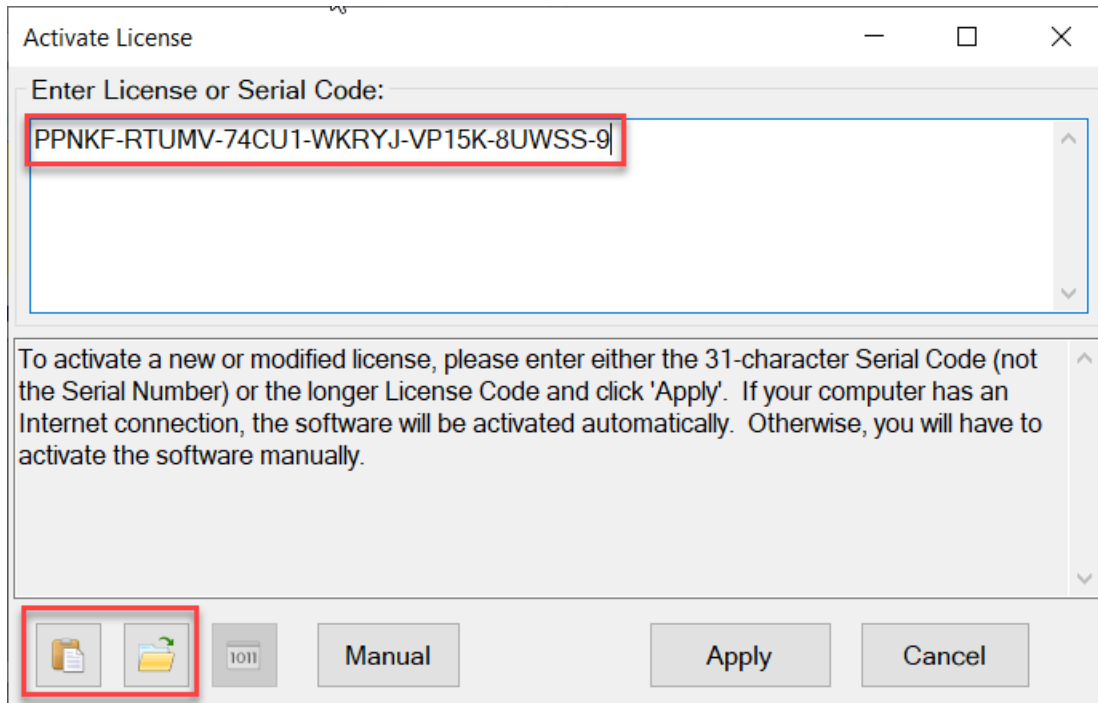
---

## Activate License

To activate your license, click the “**Activate License**” button on the License Status window that is displayed when you start the software or when you click the menu option, “Help > License Status...”.



When you purchase your software license, you will receive a 31-character Serial Code (this is different than the shorter serial number). To activate the software, you must enter that Serial Code into the text box on the “Activate License” window. If you copy the Serial Code to the Windows Clipboard from an email message, you can paste into the text box using the “Paste” button. Alternatively, if you received a text file containing the Serial Code, you can load it using the “File Open” button highlighted below.



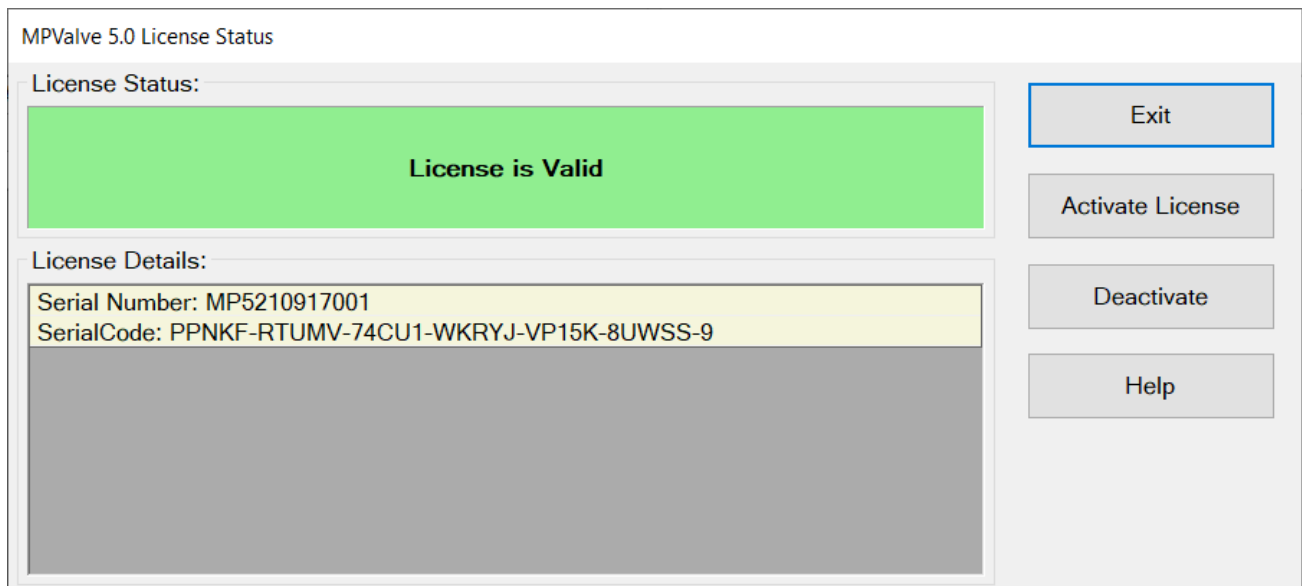
After entering the Serial Code, click the “Apply” button. If your computer is connected to the Internet, the software will contact the License Server and automatically activate the software.

If your computer is not connected to the Internet, or if there is a problem contacting the License Server, then you will need to activate the software manually by clicking the “Manual” button and following the instructions.

**Note:** An Internet connection is only required when applying an activation code or deactivating the software. No Internet connection is required during normal operation of the software.

## License Status Window

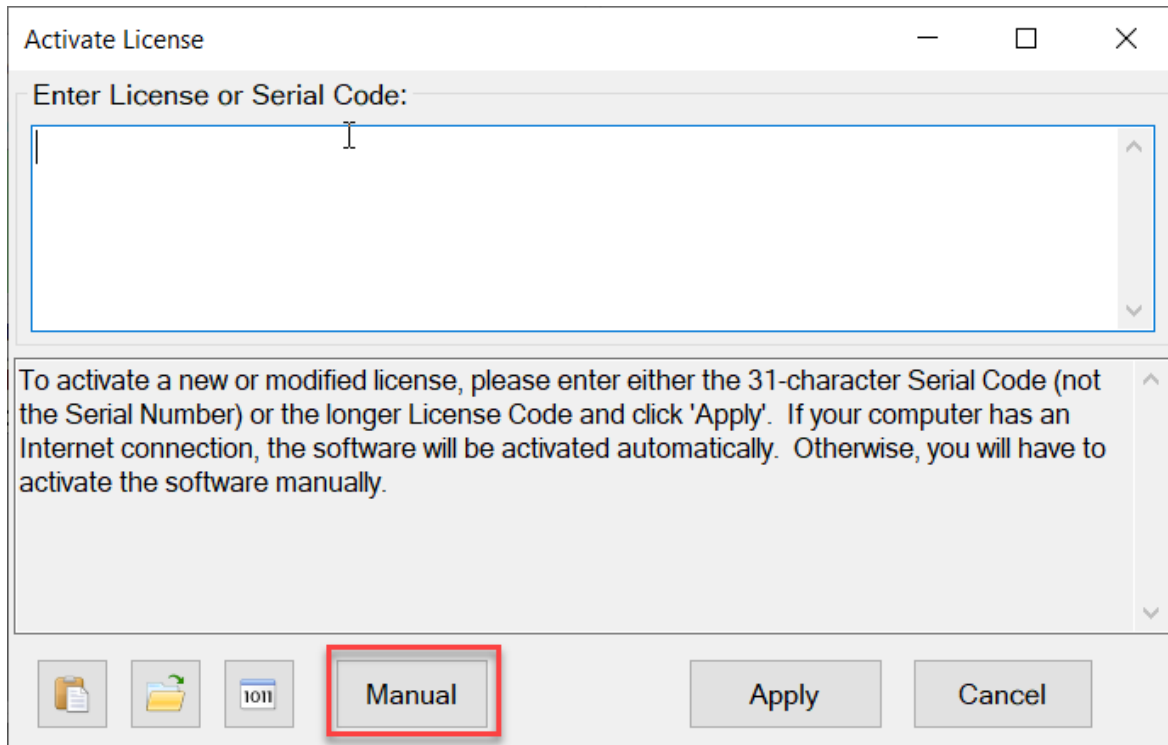
Once you have successfully activated your license, the License Status window will display the details of your license.



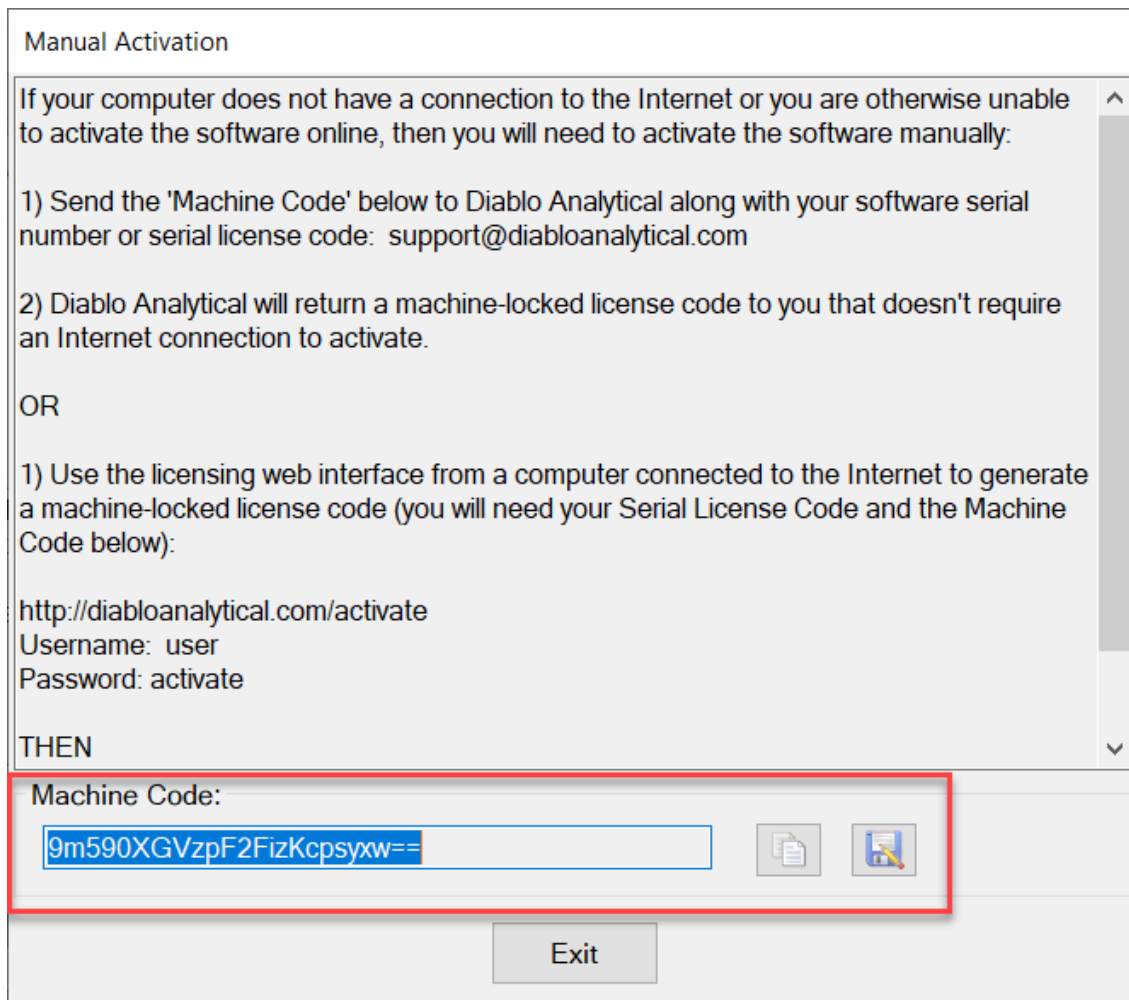
---

## Manual Activation

If your computer is not connected to the Internet, or if there is a problem contacting the License Server, then you will need to activate the software manually by clicking the “Manual” button on the “Activate License” window.



You will need the Machine Code that is displayed in the “Manual Activation” window.



## Manual Activation by E-Mail

To activate the software by e-mail, please send the Machine Code from the Manual Activation window, along with your Serial Code to:

[support@diabloanalytical.com](mailto:support@diabloanalytical.com)

You can copy the machine code to the Windows Clipboard by clicking the Copy button, or you can save it to a text file by clicking the Save button.

Once we receive your Machine Code and validate your license, we will send you back a machine-locked license code you can use to activate your software license without Internet access.

## Manual Activation using License Server

You can also retrieve a machine-locked license code using the web interface on our license server.

From a computer that does have Internet access, login to Software License Management web page:

<http://diabloanalytical.com/activate>

Username: user

Password: activate



# Diablo Analytical, Inc.

A Technology and Development Company

## Software License Management

Please enter the Username and Password provided by Diablo Analytical:

Username   
Password

Select “MPValve 5.0.xml” as the software program you wish to activate and then enter the Serial Code and Machine Code into the activation form:



# Diablo Analytical, Inc.

A Technology and Development Company

## Software License Activation

Select Software Program to Activate

Enter software license code:

Enter machine code of machine to activate:

Click “Activate” to generate the activated (Machine Locked) License Code:



# Diablo Analytical, Inc.

A Technology and Development Company

## Software License Activation

Select Software Program to Activate:

Enter software license code:

Enter machine code of machine to activate:

Machine Activated. Machine-Locked License Code Returned By License Service:

Save the license code to a text file by clicking the “Save As” button. You will need to return to the computer running MPValve 5.0 and activate using this new machine-locked license code.

## Apply Machine Locked License Code

After receiving a machine-locked license code from Diablo Analytical support, or using the web interface, you must activate the software using this code.

Open the License Status window by clicking the “Help > License Status” menu option

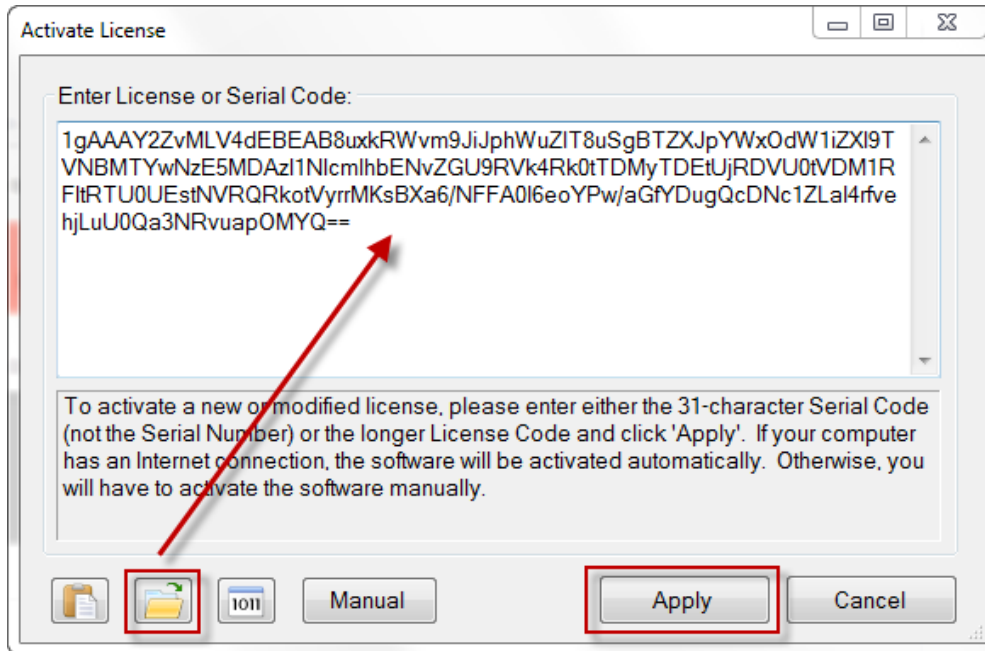
MPValve 5.0 License Status

License Status:

**Trial License**  
29 days remaining in trial period.

License Details:

Load the new license code from the text file created above.



When the “Apply” button is clicked with a machine-locked license, an Internet connection to the license server is *not* needed, and the license will be activated.

---

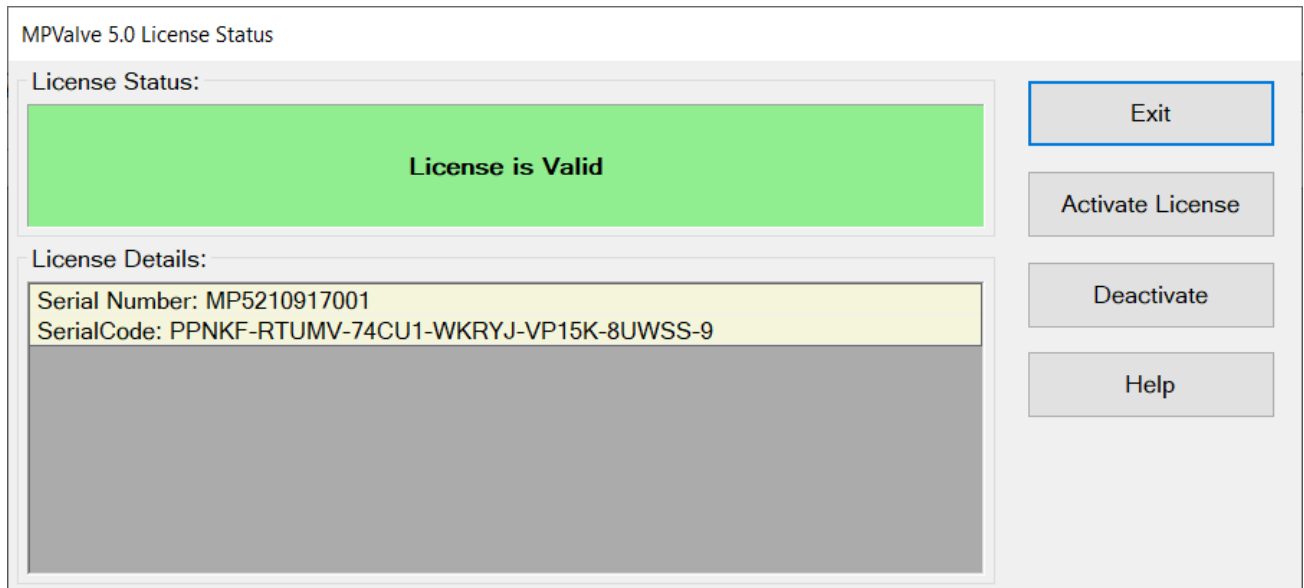
## Transfer License to a New Computer

To transfer a license to a new computer you must perform the following steps:

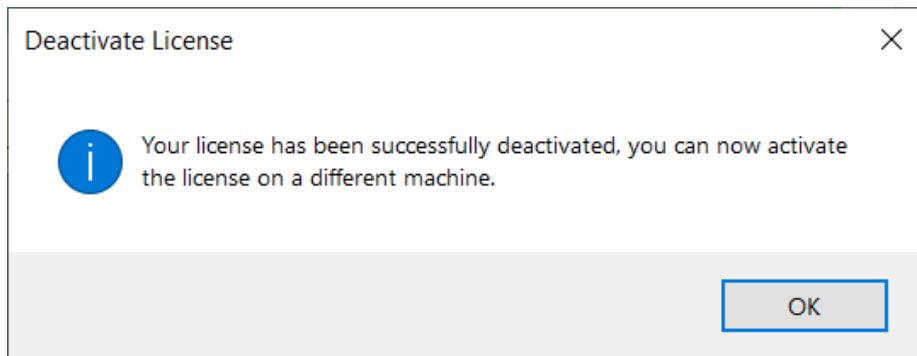
- 1) Deactivate the current license on the old computer
- 2) Activate the license on the new computer using the same Serial Code.

### Deactivate License

To deactivate you license simply click the menu option, “Help > License Status”, and then click the “Deactivate button.

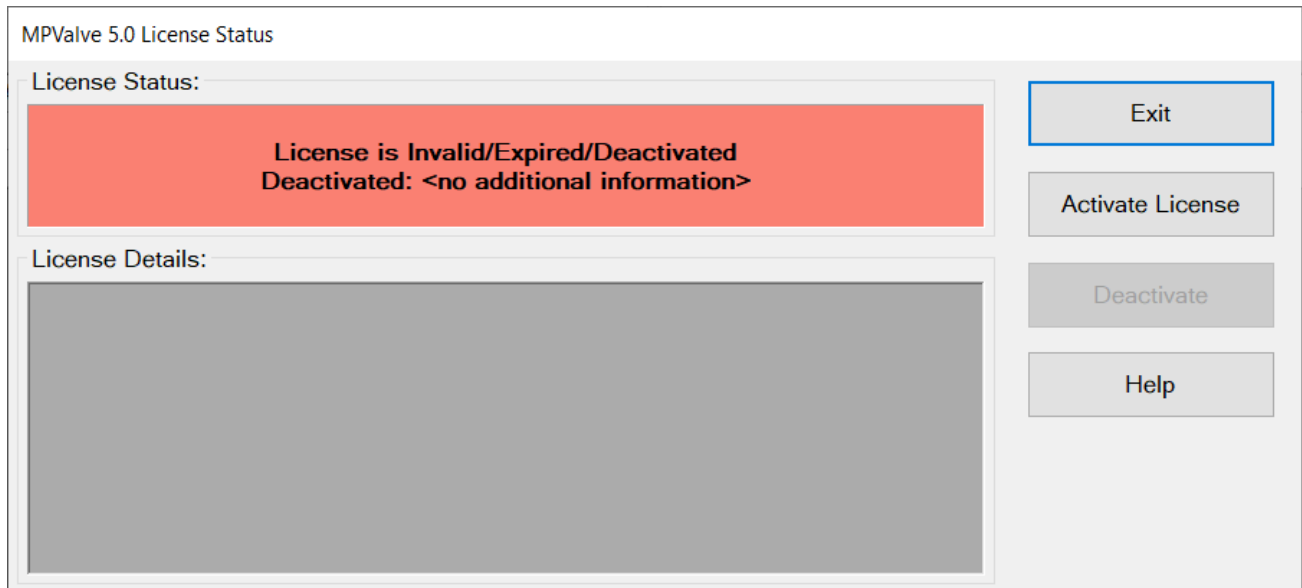


If your computer is connected to the Internet, you will receive a notification that the current license has been deactivated on the old computer. You can now follow the normal activation instructions to activate your license on the new computer using the same 31-character serial activation code.



Once your license has been deactivated on the old computer, you will not be able to use any of MS Sensor's functionality and the License Status window will indicate that the software is deactivated.





## Manual Deactivation

If your computer is not connected to the Internet, then you will need to deactivate the license manually by following the instructions to deactivate the license above, and then sending a deactivation code to Diablo Analytical support with a request to deactivate the license on the license server.

The deactivation code is save to the following file on the local computer (the serial number in the file name below will be replaced by your serial number):

C:\Users\Public\Documents\Diablo MPValve 5.0\DeactivationCode-MP5210917001.txt

Attach this file to an email message and send it to:

[support@diabloanalytical.com](mailto:support@diabloanalytical.com)

We will validate your license and the deactivation code, and then reset the license on the license server so you can activate it on a new computer.

## Unable to Deactivate

If you are unable to deactivate the software due to a computer or hard-drive failure, please contact Diablo Analytical. You will need to provide us with an explanation of the failure and your serial number or serial code.



# Index

## A

Activate License 3  
Apply Machine Locked License Code 8

## D

Deactivate License 9

## L

License Activation 3  
License Overview 1  
License Status Window 4

## M

Manual Activation 5  
Manual Activation by E-Mail 6  
Manual Activation using License Server 6  
Manual Deactivation 11  
MPValve 5.0 Software Licensing Guide 1

## P

Purchasing a Software License 1

## T

Transfer License to a New Computer 9  
Trial License 3

## U

Unable to Deactivate 11